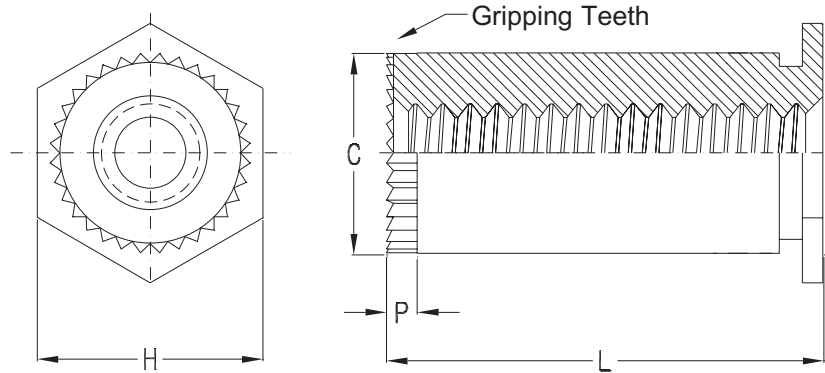
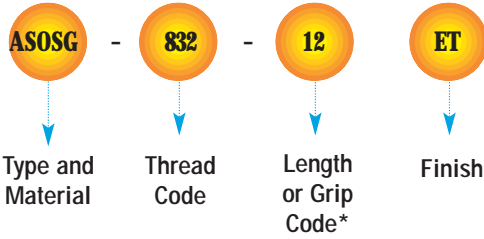


SELF-BROACHING NUTS



TYPE ASOSG AND ASOAG GROUNDING STANDOFFS

Part Number Designation



UNIFIED (inch)	Thread Size	Type		Thread Code	Length "L" +.010 -.000 (1) (Length Code is in 32nds of an inch)						Min. Sheet Thickness	Hole Size In Sheet +.003 -.000	C +.000 -.005	H ±.005	P Nom.	Min. Dist. Hole C/L To Edge	D Anvil Hole +.003 -.000
		Stainless Steel	Aluminum		.125	.187	.250	.312	.375	.437							
	.112-40 (#4-40)	ASOSG	ASOAG	6440	4	6	8	10	12	14	16	.040	.213	.212	.250	.030	.27
.138-32 (#6-32)	ASOSG	ASOAG	8632	4	6	8	10	12	14	16	.050	.281	.280	.312	.030	.31	.284

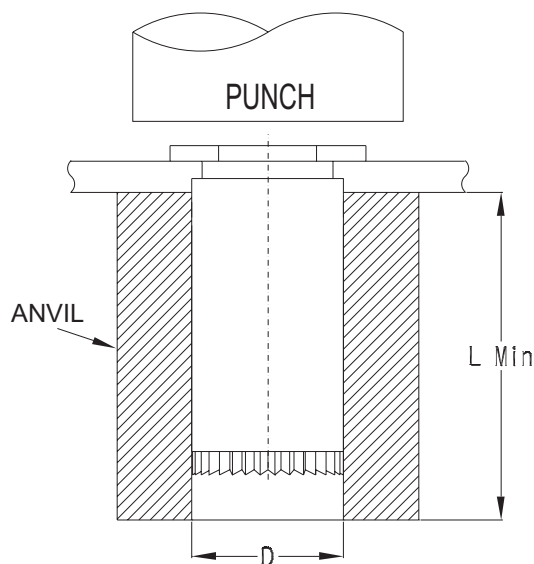
METRIC (mm)	Thread Size x Pitch	Type		Thread Code	Length "L" +0.25 (Length Code is in millimeters) (1)						Min. Sheet Thickness	Hole Size In Sheet +0.08	C -0.13	H ±0.25	P Nom.	Min. Dist. Hole C/L To Edge	D Anvil Hole +0.08
		Stainless Steel	Aluminum		3	4	6	8	10	12							
M3 x0.5	ASOSG	ASOAG	3.5M3	3	4	6	8	10	12	1	5.4	5.39	6.4	0.76	6.8	5.5	

(1) For special lengths greater than .500" / 12 mm, Types ASOSG and ASOAG are blind threaded.

INSTALLATION

For Types ASOAG and ASOSG

1. Punch or drill properly sized round mounting hole in sheet.
2. Place barrel end of fastener into mounting hole as shown in diagram to the left.
3. With punch and anvil surfaces parallel, apply squeezing force until the head is embedded and flush with the surface.



Types ASOAG and ASOSG

SELF-BROACHING NUTS



TYPE ASOSG AND ASOAG GROUNDING STANDOFFS

MATERIAL & FINISH SPECIFICATIONS

Type	Threads (1)		Fastener Materials				Standard Finishes			Optional Finishes		For Use in Sheet Hardness:						
	Internal, ANSI B1.1 2B/ANSI/ASME B1.13M 6H	External, ANSI B1.1 2A/ANSI/ASME B1.13M 6g	7075-T6 Aluminum	Carbon Steel	300 Series Stainless Steel	CDA-510 Phosphor Bronze	CDA-353 Brass	Passivated and/or Tested Per ASTM A380	Electro-Plated Bright Tin ASTM B 545, Class B W/Preservative Coating	No Finish	Zinc Per ASTM B 633 SC1 (5µm), Type III, Colorless	Electro-Plated Bright Tin ASTM B 545, Class B W/Preservative Coating	70 or less on the Rockwell "B" Scale	65 or less on the Rockwell "B" Scale	60 or less on the Rockwell "B" Scale	55 or less on the Rockwell "B" Scale	50 or less on the Rockwell "B" Scale	PC Board
ASOAG	•		•							(2)							•	
ASOSG	•				•			•					•					
Part Number Codes For Finishes								None	ET	X	ZI	ZT						

- (1) For plated studs, Class 2A/6g, the maximum major and pitch diameter, after plating, may equal basic sizes and can be gauged to Class 3A/4h, per ANSI B1.1, Section 8, Table 3A and ANSI B1.13M, Section 8, Paragraph 8.2.
- (2) Aluminum parts have no finish suffix.

PERFORMANCE DATA⁽¹⁾

UNIFIED (in.)	Type	Thread Code	Max. Nut Tightening Torque (in. lbs.)	Test Sheet Thickness & Test Sheet Material	Installation (lbs.)	Pushout (lbs.) (2)	Torque-out (in. lbs.)
	ASOAG/ ASOSG		6440	(3)	.060" 5052-H34 Aluminum	1700	300
		8632	(3)	.060" 5052-H34 Aluminum	1700	400	45

METRIC (mm)	Type	Thread Code	Max. Nut Tightening Torque (N.m)	Test Sheet Thickness & Test Sheet Material	Installation (kN)	Pushout (N) (2)	Torque-out (N.m)
	ASOAG/ ASOSG		3.5M3	(3)	1.6 mm 5052-H34 Aluminum	7.6	1330

- (1) The installation, pushout and torque-out values reported are averages when all installation specifications and procedures are followed. Variations in mounting hole size, sheet material and installation procedure will affect this data. Performance testing of this product in your application is recommended. We will be happy to provide samples for this purpose.
- (2) These are typical values for parts installed in drilled mounting holes. Punched mounting holes yield values approximately 15% less.
- (3) Not applicable.